

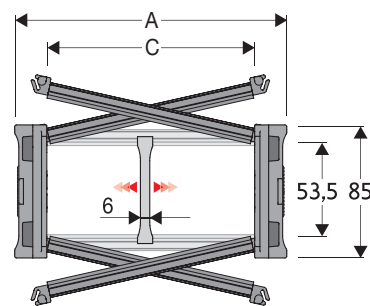
Serie Protection

H57PC/H57PA

Nylon chain with opening aluminium or nylon covers

Inner height (D) 53,5 mm

Sideband construction with quickly removable pin.
Covers openable from either side on both inner and outer radius.
Vertical and horizontal modular separator system are available.
H57PA/PL new version with Snap Pin.



Separator	
- Unassembled	Part.no S57UA
- Assembled*	Part.no S57UAMCI
- Assembled**	Part.no S57UAMCE
Pin	
- H57PC/PN	Part.no PNH57RS
- H57PA/PL	Part.no PNH57S

* for chain opening outer radius
** for chain opening inner radius

Technical characteristics when self-supported

Speed	8 m/s
Acceleration	40 m/s ²

For higher requirements please consult our technical dept.

	A	B	C	D	R	Weight/m	Chain
	mm	mm	mm	mm	mm	kg	Part Number
	113	85	75	53,5	180-200-250-300-350-400	4,23	H57P(C/A)075 □□□*
	138	85	100	53,5	180-200-250-300-350-400	4,67	H57P(C/A)100 □□□*
	163	85	125	53,5	180-200-250-300-350-400	5,11	H57P(C/A)125 □□□*
	188	85	150	53,5	180-200-250-300-350-400	5,56	H57P(C/A)150 □□□*
	213	85	175	53,5	180-200-250-300-350-400	6,00	H57P(C/A)175 □□□*
	238	85	200	53,5	180-200-250-300-350-400	6,43	H57P(C/A)200 □□□*
	263	85	225	53,5	180-200-250-300-350-400	6,88	H57P(C/A)225 □□□*
	288	85	250	53,5	180-200-250-300-350-400	7,32	H57P(C/A)250 □□□*
	313	85	275	53,5	180-200-250-300-350-400	7,77	H57P(C/A)275 □□□*
	338	85	300	53,5	180-200-250-300-350-400	8,21	H57P(C/A)300 □□□*
	388	85	350	53,5	180-200-250-300-350-400	9,09	H57P(C/A)350 □□□*
	438	85	400	53,5	180-200-250-300-350-400	9,98	H57P(C/A)400 □□□*

*Complete the code by inserting the value of the radius (R): Ex. H57PC100 □□□□

Separator	
- Unassembled	Part.no S57CF3
- Assembled*	Part.no S57CF3MCI
- Assembled**	Part.no S57CF3MCE

* for chain opening outer radius
** for chain opening inner radius

H57PN/H57PL

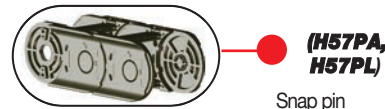
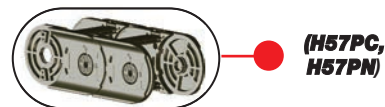
Nylon covers version

	A	B	C	D	R	Weight/m	Chain
	mm	mm	mm	mm	mm	kg	Part Number
	158	85	120	57	150-180-200-250-300-350-400	4,41	H57P(N/L)120 □□□*
	188	85	150	57	150-180-200-250-300-350-400	4,47	H57P(N/L)150 □□□*
	238	85	200	57	150-180-200-250-300-350-400	4,92	H57P(N/L)200 □□□*
	288	85	250	57	150-180-200-250-300-350-400	5,45	H57P(N/L)250 □□□*

*Complete the code by inserting the value of the radius (R): Ex. H57PN188 □□□□

**H57PN with R 150: not to be used in sliding applications.

R	H	N	M	N1	M1
mm	mm	mm	mm	mm	mm
150**	385	283	655	-	-
180	445	430	750	705	1570
200	485	480	810	805	1795
250	585	530	970	1040	2350
300	685	580	1125	1275	2905
350	785	680	1280	1510	3460
400	885	780	1440	1750	4020



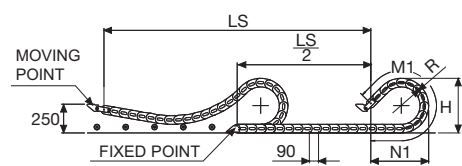
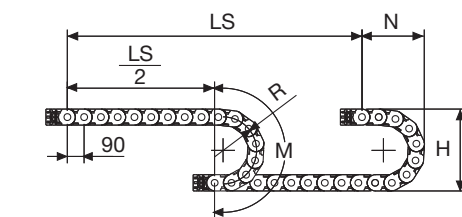
Snap pin



H57PN Nylon cover



H57PC Aluminium cover

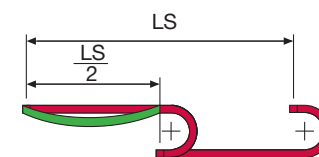
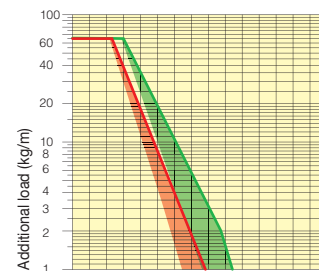


Length of chain (L)
Half travel distance ($\frac{LS}{2}$)
plus length of curve (M) or (M1)

$$L = \frac{LS}{2} + M \text{ or } M1$$

Self-Supporting Capacity Diagram

The maximum length of the self-supporting capacity or in admissible sagging ($\frac{LS}{2}$) in relationship to the weight of the cables and hoses contained per linear metre.



The area in the diagram considers the difference of weight between various widths of chain.

Red for self-supporting chain, green for chain in admissible sagging.

For applications with ($\frac{LS}{2}$) and weights not included in the diagram of self-supporting capacity, verify the possible use of support rollers (see page 30).

End Brackets

The end brackets set allows the two ends of the chain to be attached to the equipment. Set complete with tiewrap clamps available on request.

Nylon version

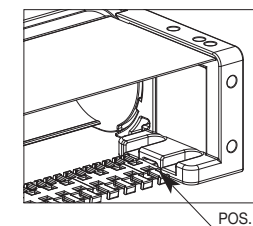
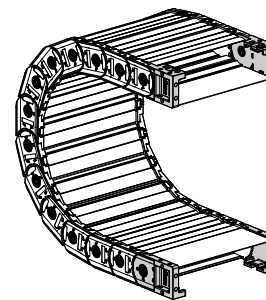
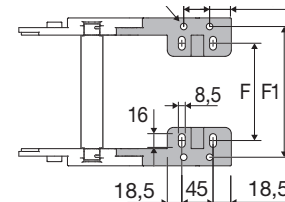
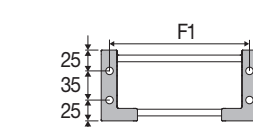
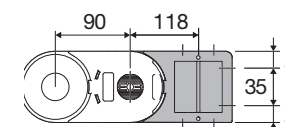


Fig. A The chain can be fixed frontally, inner or outer radius. (Fig A)



Chain Type	F mm
H57P...075	51
H57P...100	76
H57P...125	101
H57P...150	126
H57P...175	151
H57P...200	176
H57P...225	201
H57P...250	226
H57P...275	251
H57P...300	276
H57P...350	326
H57P...400	376

Chain Type	F1 mm
H57P...075	98
H57P...100	123
H57P...125	148
H57P...150	173
H57P...175	198
H57P...200	223
H57P...225	248
H57P...250	273
H57P...275	298
H57P...300	323
H57P...350	373
H57P...400	423

Nylon Type Part Numbers

Chain Type	End Brackets Set
H57PN/PC	ANH57KM□**
H57PA/PL	ANH57LKM□**

Chain Type	End Brackets Set
H57PN/PC	ANH57K
H57PA/PL	ANH57LK

** 1=Pos.1; 2=Pos.2; 3=Pos.3

Tiewrap Clamp

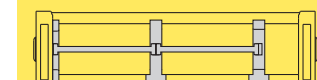
Complete Set Assembled Mounting Position	Tiewrap Clamp set
Pos. A	SFCTH57□□□*KMA

Complete Set Unassembled Mounting Position	Tiewrap Clamp set
Pos. A	SFCTH57□□□*KA

* Inner Width C

Serie Protection


H57PC Nylon chain with opening aluminium covers



Separation System To choose the separators see page. 216



How to open the cover



Easy opening of the pin junction. (H57PC - H57PN)



Special tool for the opening of the pin. (H57PA - H57PL)



Cod. PZ011



Suitable to long travel distance. See page 182

For further information please consult Brevetti Stendaito's Technical Office