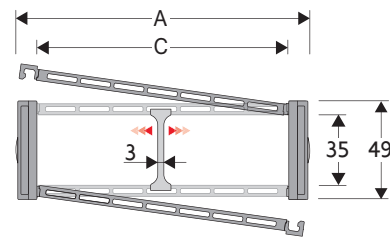


435PU

Nylon Protection Cable Chain with opening covers

Inner height (D) 35 mm

Sideband & Frame construction with large anti-friction single-pin. Vertical separators are available.



Separator	
- Unassembled	Part.no S4353
- Assembled*	Part.no S4353MCI
- Assembled**	Part.no S4353MCE

Pin	
	Part.no PG4353

* for chain opening outer radius
** for chain opening inner radius

Technical characteristics when self-supported

Speed	10 m/s
Acceleration	50 m/s ²

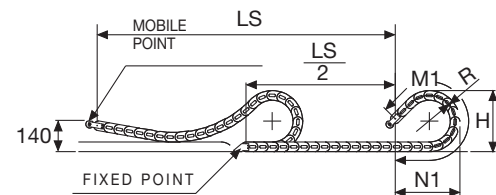
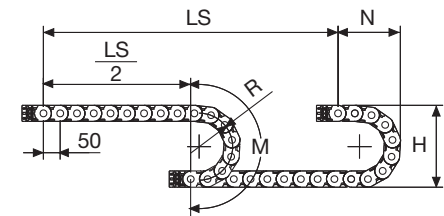
For higher requirements please consult our technical dept.

A	B	C	D	R	Weight/m	Chain
mm	mm	mm	mm	mm	kg	Part Number
60	49	40	35	075-100-125-150-200	1,25	435PU040 □□□ *
70	49	50	35	075-100-125-150-200	1,40	435PU050 □□□ *
80	49	60	35	075-100-125-150-200	1,45	435PU060 □□□ *
96	49	76	35	075-100-125-150-200	1,60	435PU076 □□□ *
117	49	97	35	075-100-125-150-200	1,75	435PU097 □□□ *
123	49	103	35	075-100-125-150-200	1,90	435PU103 □□□ *
145	49	125	35	075-100-125-150-200	2,10	435PU125 □□□ *
170	49	150	35	075-100-125-150-200	2,35	435PU150 □□□ *

*Complete the code by inserting the value of the radius (R): Ex. 435PU040 □ □ □ □

R	H	N	M	N1	M1
mm	mm	mm	mm	mm	mm
075	199	155	340	250	540
100	249	175	415	335	760
125	299	200	495	420	975
150	349	230	575	505	1195
200	449	275	730	680	1635

SLIDING VERSION
N.A. for part number
435PU097



SLIDING VERSION
to be ordered with
pivoting end brackets set

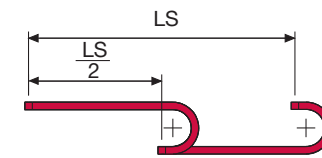
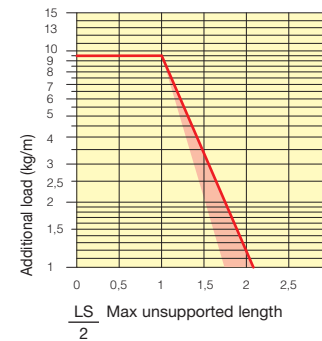
For sliding applications,
characteristics techniques may
vary depending on the
frequency, added weight and
work environment.

Length of chain (L)
Half travel distance ($\frac{LS}{2}$)
plus length of curve (M)

$$L = \frac{LS}{2} + M$$

Self-Supporting Capacity Diagram

The maximum length of the self-supporting capacity ($\frac{LS}{2}$) in relationship to the weight of the cables and hoses contained per linear metre.



The red marking in the diagram area considers the difference of weight between various widths of chain.

For applications with $\frac{LS}{2}$ and weights not included in the area of the diagram showing self-supporting capacity, verify the possible use of support rollers (see page 30).

END-BRACKETS for SLIDING

Nylon Type Part Numbers

Complete Set Assembled	ANB435P □□□ *KM □ **
Complete Set Unassembled	ANB435P □□□ *K

* Inner width (C)
** 1=Pos.1; 2=Pos.2

End Brackets

The end brackets set allows the two ends of the chain to be attached to the equipment. Set complete with tiewrap clamps available on request.

Nylon Type

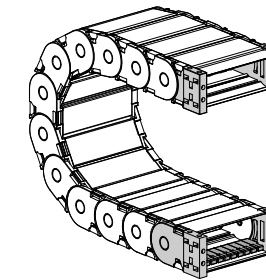
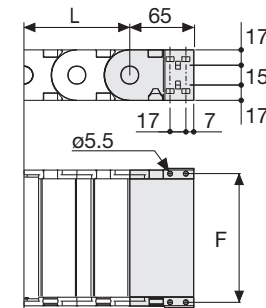


Fig. A
The chain can be fixed frontally, inner or outer radius. (Fig A)



Chain Type	F mm
435PU040	51
435PU050	61
435PU060	71
435PU076	87
435PU097	108
435PU103	114
435PU125	136
435PU150	161

Nylon Type Part Numbers

Complete Set Assembled	AN435P □□□ *KM
Complete Set Unassembled	AN435P □□□ *K

Tiewrap Clamp Part Number

Complete Set Assembled	CFC435M □□□ *KM
Complete Set Unassembled	CFC435M □□□ *K

Nylon Type

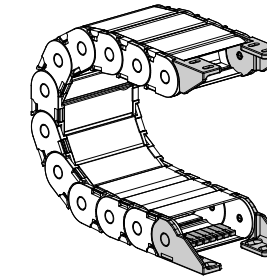
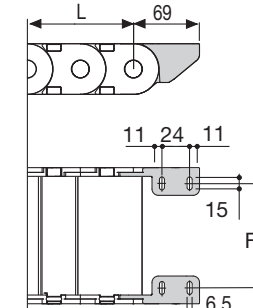


Fig. B
Chain fixed outside the radius. (Fig B)
See end brackets mounting variations page 31



Chain Type	F mm
435PU040	26,5
435PU050	36,5
435PU060	46,5
435PU076	62,5
435PU097	83,5
435PU103	89,5
435PU125	111,5
435PU150	136,5

Nylon Type Part Numbers

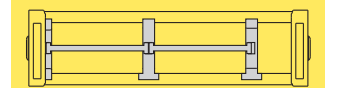
Complete Set Assembled	AN435KM □ ****
Complete Set Unassembled	AN435K □ ****

Tiewrap Clamp Part Number

Complete Set Assembled	CFC435M □□□ *KM
Complete Set Unassembled	CFC435M □□□ *K

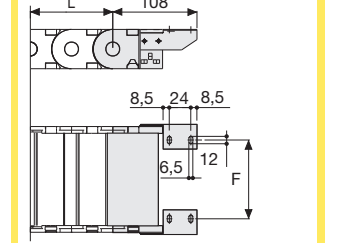
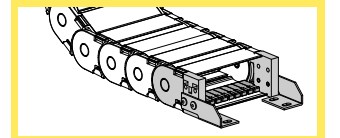
****1=Pos.1; 2=Pos.2; 3=Pos.3
5=Pos.5; 6=Pos.6

435PU Nylon Protection Cable Chain with opening covers



Separation System
To choose the separators see page. 216

Bright Zinc Plated Steel Type***



F = A-30

Bright Zinc Plated Steel Type Part Numbers

Complete Set Assembled	A435P □□□ *KM □ **
Complete Set Unassembled	A435P □□□ *K □ **

Tiewrap Clamp Part Number

Complete Set Assembled	CFC435M □□□ *KM
Complete Set Unassembled	CFC435M □□□ *K

* Inner width (C)
** 1=Pos.1; 2=Pos.2; 3=Pos.3
*** Available on request in stainless steel