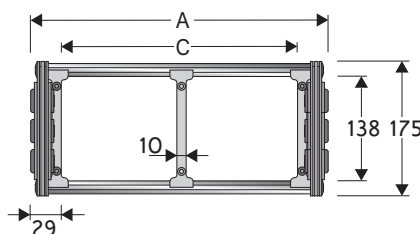


42LT

Bright zinc plated steel cable chain with Alu-frames

Inner height (D) 138 mm

Bright Zinc Plated Steel Cable Chain.¹
Aluminium Holed cross pieces designed or Alu-frame are mounted every link.
Quote C can be in special size.
⁽¹⁾ available in Stainless Steel.



Separator	
- Unassembled	Part.no S42TCF9
- Assembled	Part.no S42TCF9MC

Technical characteristics when self-supported

Speed	0,5 m/s
Acceleration	2 m/s ²

For higher requirements please consult our technical dept.

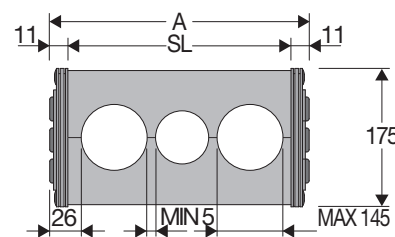
For sliding applications, characteristics techniques may vary depending on the frequency, added weight and work environment.

Aluminium draw plates with nylon separators

A	B	C	D	R	Weight/m	Chain
mm	mm	mm	mm	mm	kg	Part Number
208	175	150	138	250-300-350-400-450-500-550-600-700-750-850	22,84	42LT150 □□□ *
258	175	200	138	250-300-350-400-450-500-550-600-700-750-850	23,30	42LT200 □□□ *
308	175	250	138	250-300-350-400-450-500-550-600-700-750-850	23,76	42LT250 □□□ *
358	175	300	138	250-300-350-400-450-500-550-600-700-750-850	24,22	42LT300 □□□ *
458	175	400	138	250-300-350-400-450-500-550-600-700-750-850	25,15	42LT400 □□□ *
558	175	500	138	250-300-350-400-450-500-550-600-700-750-850	26,07	42LT500 □□□ *
C+58	175	138	250-300-350-400-450-500-550-600-700-750-850		42LT □□□ □□□ **

*Complete the code by inserting the value of the radius (R): 42LT150 [1] [2] [3] [4] [5] [6]

**Complete the code by inserting the value of the quota C and the radius (R): Es. 42LT [1] [2] [3] [4] [5] [6]



Machined Cross Frame

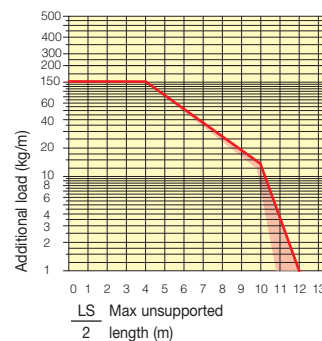
Machined cross frames (42LA) available on request for bending radius listed below. Custom solutions for machined cross frames realization, based on customer's and/or specific requirements. Please contact Brevetti Stendalto's Technical Department for further information.

R	H*	N	M	N1	M1
mm	mm	mm	mm	mm	mm
250	720	510	1150	1545	3285
300	820	555	1305	1755	3790
350	920	605	1460	1950	4265
400	1020	655	1620	2125	4715
450	1120	710	1780	2295	5150
500	1220	755	1930	2455	5570
550	1320	805	2090	2605	5975
600	1420	855	2245	2755	6375
700	1620	955	2560	3035	7155
750	1720	1010	2720	3170	7535
850	1920	1105	3030	3430	8280
1000	2220	1255	3500	-	-

*The height H should be increased by 10 mm/m approx. because of preload. In case of limitation to the available space, refer to the Technical Dptm.

Self-Supporting Capacity Diagram

The maximum length of the self-supporting capacity ($\frac{LS}{2}$) in relationship to the weight of the cables and hoses contained per linear metre.



Bright Zinc Plated Steel End Brackets

The end brackets set, containing four steel plates screwed to the links allows the two ends of the chain to be attached to the equipment.


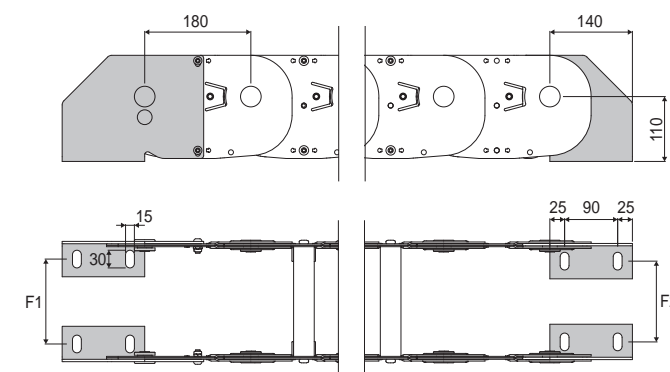


Fig. A Chain fixed outer radius (Fig A). See mounting variations page 31



Chain Type	F1 mm	Chain type	F2 mm
42LT150	144	42LT150	135
42LT200	194	42LT200	185
42LT250	244	42LT250	235
42LT300	294	42LT300	285
42LT400	394	42LT400	385
42LT500	494	42LT500	485
Special Widths	F=A-64	Special Widths	F=A-73

Bright Zinc Plated Steel Type Part Numbers

Complete Set Assembled	End Brackets
Chain type	Set
42LT...	A42LKM □ **


Complete Set Unassembled	End Brackets
Chain type	Set
42LT...	A42LK

** 1=Pos.1; 2=Pos.2; 3=Pos.3

See mounting variations page 31

42LT

Bright zinc plated steel cable chain with Alu-frames



Suitable to long travel distance See page 243

