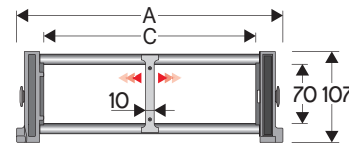


## 329B Nylon Sliding Cable Chain with un-screwable aluminium rods

### Inner height (D) 70 mm

Strong double share Sideband & Frame construction with large anti-friction triple-pin. The chain incorporates large sliding-skid surfaces to offer durability, even with high speed/loads. The Alu-rod frames are un-screwable from inner and outer radius. As standard the chain comes with frames every second link, on request with frames every link. Separator systems are available.



Separator	
- Unassembled	Part.no S309C
- Assembled	Part.no S309CMC
Pin	
	Part.no PG329

### Technical characteristics

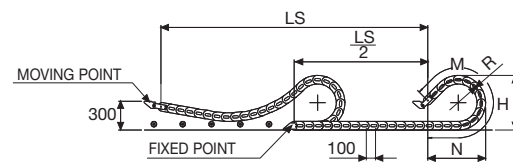
Speed	3 m/s
Acceleration	13 m/s <sup>2</sup>

For higher requirements please consult our technical dept.

A	B	C	D	R	Weight/m	Chain
mm	mm	mm	mm	mm	kg	Part.no
164	107	100	70	150-200-250-300-350-400-500-600	4,25	329B100□□□*
214	107	150	70	150-200-250-300-350-400-500-600	4,45	329B150□□□*
264	107	200	70	150-200-250-300-350-400-500-600	4,60	329B200□□□*
314	107	250	70	150-200-250-300-350-400-500-600	4,75	329B250□□□*
364	107	300	70	150-200-250-300-350-400-500-600	4,90	329B300□□□*
464	107	400	70	150-200-250-300-350-400-500-600	5,25	329B400□□□*
C+64	107	.....	70	150-200-250-300-350-400-500-600		329B□□□□**

\*Complete the code by inserting the value of the radius (R): Ex. 329B150□□□□

\*\*Complete the code by inserting the value of the quote C and the radius (R): Ex. 329B□□□□□□□□  
Chain equipped with aluminium rods every pitch: complete the code by inserting the letter D.  
Ex. 329B150200□□



Length of chain (L)  
Half travel distance ( $\frac{LS}{2}$ )  
plus length of curve (M)

$$L = \frac{LS}{2} + M$$

R	H	N	M
mm	mm	mm	mm
150	406	415	905
200	506	595	1345
250	606	765	1780
300	706	940	2220
350	806	1110	2655
400	906	1280	3095
500	1106	1625	3970
600	1306	1965	4845



Version with Alu-rods on every second pitch.

### End Brackets

The end brackets set allows the two ends of the chain to be attached to the equipment. One set includes two pivoting end brackets to be installed at the moving point and two standard steel end brackets to be installed at the fixed point.

**Bright Zinc Plated Steel Movable Type\*\*\***  
(moving point)

**Bright Zinc Plated Steel Type\*\*\***  
(fixed point)

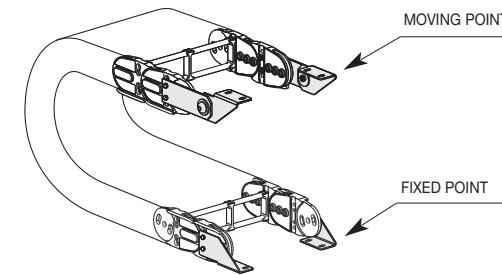
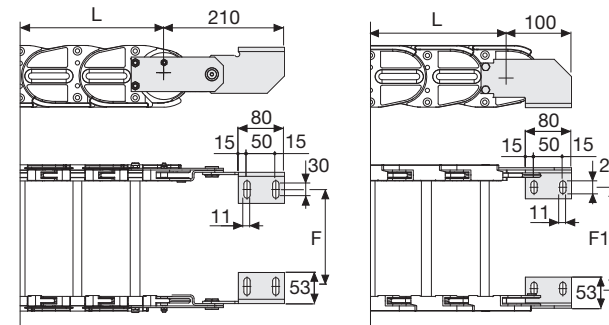


Fig. A  
Chain fixed outside the radius. (Fig A)



Chain Type	F mm
329B100	76
329B150	126
329B200	176
329B250	226
329B300	276
329B400	376

Special widths F=A-88

Chain Type	F1 mm
329B100	87
329B150	137
329B200	187
329B250	237
329B300	287
329B400	387

Special widths F=A-77

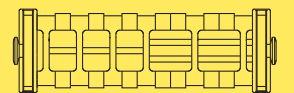
### Bright Zinc Plated Steel Type Part Numbers

Complete Set Assembled	End Brackets
Chain Type	Set
329B...	A329BKM

Complete Set Unassembled	End Brackets
Chain Type	Set
329B...	A329BK

\*\*\* Available on request in stainless steel

## 329B Nylon Sliding Cable Chain with un-screwable aluminium rods



Supplementary movable separators.

For further information please consult Brevetti Stendalto's Technical Office