

## 306SU

### Nylon Cable Chain with opening frames

#### Inner height (D) 37 mm

Strong double share Sideband & Frame construction with large anti-friction triple-pin. Frames opening from inner and outer radius.

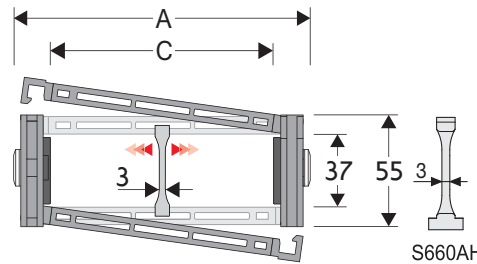
As standard the chain comes with frames every second link, on request with frames every link.

Vertical and horizontal modular separator system is available.

#### Technical characteristics when self-supported

Speed	4 m/s
Acceleration	10 m/s <sup>2</sup>

For higher requirements please consult our technical dept.

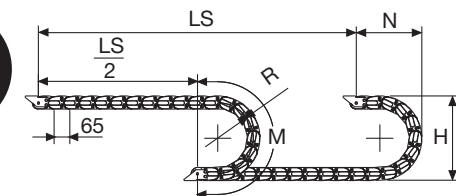


Separator	
- Unassembled	Part.no S306SM
- Assembled*	Part.no S306SMCC
Strong-hold separator for C > 250 mm	
- Unassembled	Part.no S660AH
- Assembled*	Part.no S660AHMCI
- Assembled**	Part.no S660AHMCE
<b>Pin</b>	Part.no PG307

\* for chain opening outer radius  
\*\* for chain opening inner radius

A	B	C	D	R	Weight/m	Chain
mm	mm	mm	mm	mm	kg	Part Number
79	55	43	37	075-107-150-200-250-300	1,61	306SU043 □□□*
90	55	54	37	075-107-150-200-250-300	1,61	306SU054 □□□*
104	55	68	37	075-107-150-200-250-300	1,68	306SU068 □□□*
110	55	74	37	075-107-150-200-250-300	1,70	306SU074 □□□*
114	55	78	37	075-107-150-200-250-300	1,72	306SU078 □□□*
124	55	88	37	075-107-150-200-250-300	1,74	306SU088 □□□*
129	55	93	37	075-107-150-200-250-300	1,74	306SU093 □□□*
136	55	100	37	075-107-150-200-250-300	1,76	306SU100 □□□*
146	55	110	37	075-107-150-200-250-300	1,77	306SU110 □□□*
154	55	118	37	075-107-150-200-250-300	1,82	306SU118 □□□*
165	55	129	37	075-107-150-200-250-300	1,85	306SU129 □□□*
179	55	143	37	075-107-150-200-250-300	1,89	306SU143 □□□*
204	55	168	37	075-107-150-200-250-300	1,96	306SU168 □□□*
229	55	193	37	075-107-150-200-250-300	2,04	306SU193 □□□*
240	55	204	37	075-107-150-200-250-300	2,07	306SU204 □□□*
254	55	218	37	075-107-150-200-250-300	2,11	306SU218 □□□*
281	55	245	37	075-107-150-200-250-300	2,19	306SU245 □□□*
290	55	254	37	075-107-150-200-250-300	2,22	306SU254 □□□*
315	55	279	37	075-107-150-200-250-300	2,29	306SU279 □□□*
341	55	305	37	075-107-150-200-250-300	2,34	306SU305 □□□*
363	55	327	37	075-107-150-200-250-300	2,41	306SU327 □□□*
391	55	355	37	075-107-150-200-250-300	2,49	306SU355 □□□*

\*Complete the code by inserting the value of the radius (R): Ex. 306SU110 □ □ □ □  
Chain equipped with nylon frame every pitch: complete the code by inserting the letter D.  
Ex. 306SU110150 □ □



Length of chain (L)  
Half travel distance ( $\frac{LS}{2}$ )  
plus length of curve (M)

$$L = \frac{LS}{2} + M$$

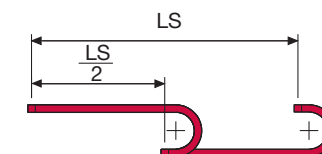
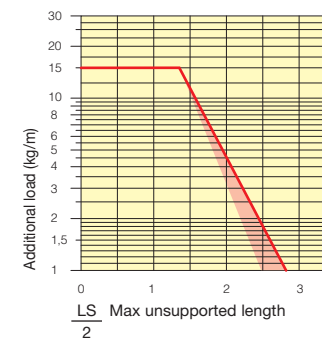
R	H	N	M
mm	mm	mm	mm
075	208	170	370
107	272	205	470
150	358	245	605
200	458	295	760
250	558	345	920
300	658	395	1075



Version with frames mounted on every pitch.

#### Self-Supporting Capacity Diagram

The maximum length of the self-supporting capacity ( $\frac{LS}{2}$ ) in relationship to the weight of the cables and hoses contained per linear metre.



The red marking in the diagram area considers the difference of weight between various widths of chains assembled with nylon frames every second pitch.

For applications with  $\frac{LS}{2}$  and weights not included in the area of the diagram showing self-supporting capacity, verify the possible use of support rollers (see page 30).

#### End Brackets

The end brackets set allows the two ends of the chain to be attached to the equipment. Set complete with tiwrap clamps available on request.

#### Nylon Type

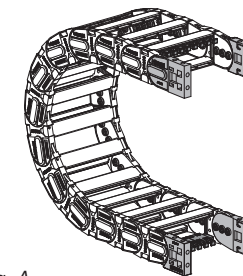


Fig. A  
The chain can be fixed frontally, inner or outer radius. (Fig A)

#### Nylon Type

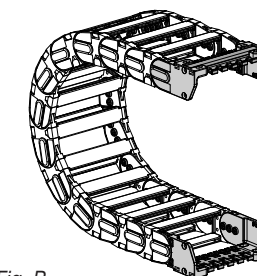
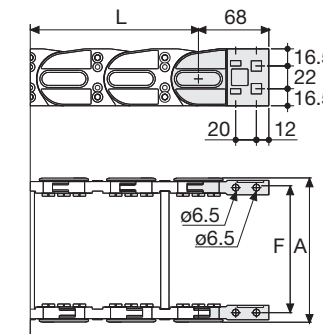


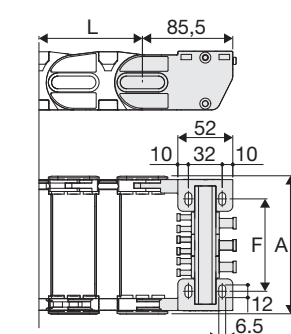
Fig. B  
Chain fixed outside the radius. (Fig B)  
See end brackets mounting variations page 31.



Chain Type	F mm
306SU043	61
306SU054	72
306SU068	86
306SU074	92
306SU078	96
306SU088	106
306SU093	111
306SU100	118
306SU110	128
306SU118	136
306SU129	147
306SU143	161
306SU168	186
306SU193	211
306SU204	222
306SU218	236
306SU245	263
306SU254	272
306SU279	297
306SU305	323
306SU327	345
306SU355	373

#### Nylon Type Part Numbers

Complete Set Assembled Chain Type	End Brackets Set
306SU...	AN306KM
Complete Set Unassembled Chain Type	End Brackets Set
306SU...	AN306K
Tiewrap Clamp	
Assembl. CFC306S □□□*KM	
Unassembl. CFC306S □□□*K	



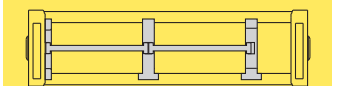
Chain Type	F mm
306SU043	36
306SU054	47
306SU068	61
306SU074	67
306SU078	71
306SU088	81
306SU093	86
306SU100	93
306SU110	103
306SU118	111
306SU129	122
306SU143	136
306SU168	161
306SU193	186
306SU204	197
306SU218	211
306SU245	238
306SU254	247
306SU279	272
306SU305	298
306SU327	320
306SU355	348

#### Nylon Type Part Numbers

Complete Set Assembled Chain Type	End Brackets Set
306SU...	ANL306KM □□*
Complete Set Unassembled Chain Type	End Brackets Set
306SU...	ANL306K □□**
Tiewrap Clamp	
Assembl. SFCTL306 □□□*KM	
Unassembl. SFCTL306S □□□*K	

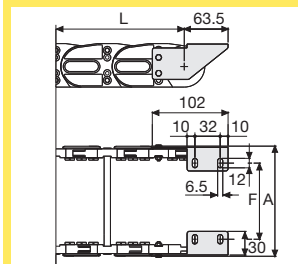
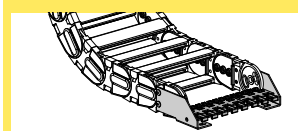
SFCTL not applicable for C=43

## 306SU Nylon Cable Chain with opening frames



Separation System  
To choose the separators see page. 216

#### Bright Zinc Plated Steel Type\*\*\*



F = A-43

#### Bright Zinc Plated Steel Type Part Numbers

Complete Set Assembled Chain Type	End Brackets Set
306SU...	A306SKM □□**
Complete Set Unassembled Chain Type	End Brackets Set
306SU...	A306SK □□**
Tiewrap Clamp	
Assembl. SFCT306S □□□*KM	
Unassembl. SFCT306S □□□*K	

\* Inner width (C)  
\*\* 1=Pos.1; 2=Pos.2; 3=Pos.3  
\*\*\* Available on request in stainless steel