

# Serie Steel

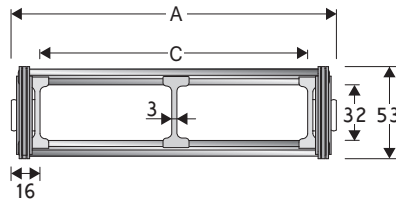
## 20LT Bright Zinc Plated Steel chain with aluminium frame

### Inner height (D) 32 mm

Bright Zinc Plated Steel chain<sup>1</sup>.  
Aluminium draw plates with nylon separator or Aluminium split cross piece created by design. A both can mounted every second links.

Alu-draw frames are standard mounted and every link. You can request the quote C with special quote.

<sup>(1)</sup> available in Stainless Steel.



### Separator

- Unassembled	Part.no S20LTF
- Assembled	Part.no S20LTFMC

### Technical characteristics when self-supported

Speed	0,5 m/s
Acceleration	2 m/s <sup>2</sup>

For higher requirements please consult our technical dept.

For sliding applications, characteristics techniques may vary depending on the frequency, added weight and work environment.

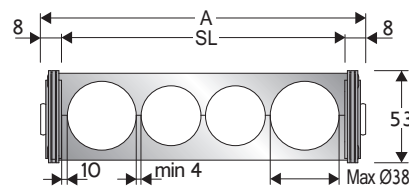
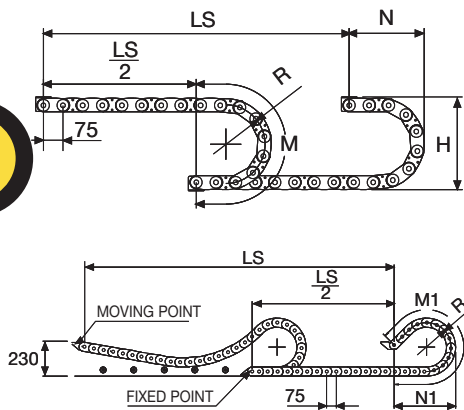
### Aluminium frames with nylon separators

A	B	C	D	R	Weight/m	Chain
mm	mm	mm	mm	mm	kg	Part Number
111	53	79	32	075-100-115-150-205-250-305	4,41	20LT079 □□□ *
136	53	104	32	075-100-115-150-205-250-305	4,56	20LT104 □□□ *
186	53	154	32	075-100-115-150-205-250-305	4,86	20LT154 □□□ *
236	53	204	32	075-100-115-150-205-250-305	5,15	20LT204 □□□ *
286	53	254	32	075-100-115-150-205-250-305	5,45	20LT254 □□□ *
336	53	304	32	075-100-115-150-205-250-305	5,75	20LT304 □□□ *
C+32	53	....	32	075-100-115-150-205-250-305		20LT □□□ □□□ **

\*Complete the code by inserting the value of the radius (R): Ex. 20LT154 □ □ □ □ □

\*\*Complete the code by inserting the value of the quote C and the radius (R): Ex 20LT □ □ □ □ □ □ □ □ □ □ □

Chain equipped with aluminium draw plates every pitch: complete the code by inserting the letter D: Es. 20LT154250 □ □



### Machined Cross Frame

Machined cross frames 20LA available on request for bending radius listed below. Custom solutions for machined cross frames realization, based on customer's and/or specific requirements. Please contact Brevetti Stendalto's Technical Department for further information.

R	H*	N	M	N1	M1
mm	mm	mm	mm	mm	mm
075	216	180	390	-	-
100	266	205	465	-	-
115	296	220	515	500	1080
150	366	255	625	675	1485
205	476	310	795	885	2005
250	566	360	940	1030	2385
305	676	410	1110	1190	2825

\* The height H should be increased by 10 mm/m approx. because of preload. In case of limitation to available space, refer to the Technical Deptm.

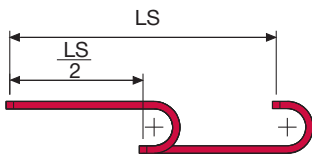
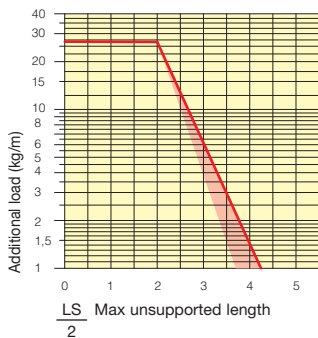
Length of chain (L)  
Half travel distance ( $\frac{LS}{2}$ )  
plus length of curve (M) or (M1)

$$L = \frac{LS}{2} + M \text{ or } M1$$



### Self-Supporting Capacity Diagram

The maximum length of the self-supporting capacity ( $\frac{LS}{2}$ ) in relationship to the weight of the cables and hoses contained per linear metre.



The red marking in the diagram area considers the difference of weight between various widths of chain.

For applications with  $\frac{LS}{2}$  and weights not included in the area of the diagram showing self-supporting capacity, verify the possible use of support rollers (see page 30).

### Bright Zinc Plated Steel End Brackets

The end brackets set containing four steel plates screwed to the links allows the two ends of the chain to be attached to the equipment.

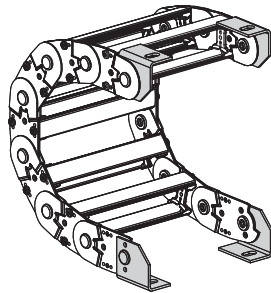
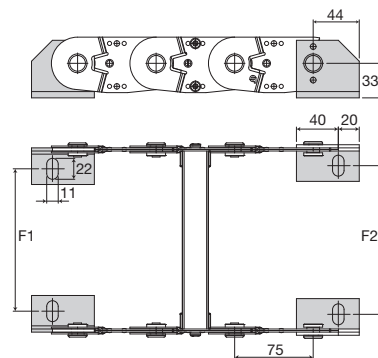


Fig. A  
Chain fixed inner/outer the radius (Fig A)



Chain type	F1 mm	F2 mm
20LT079	61	67
20LT104	86	92
20LT154	136	142
20LT204	186	192
20LT254	236	242
20LT304	286	292

Special widths  
F1=A-50 F2=A-44

### Bright Zinc Plated Steel Type Part Numbers

Chain type	End Brackets Set
20LT...	A20LKM□**

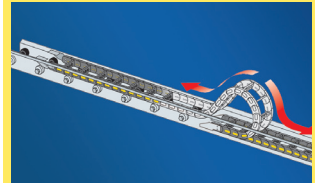
Chain type	End Brackets Set
20LT ...	A20LK

\*\* 1=Pos.1; 2=Pos.2; 3=Pos.3

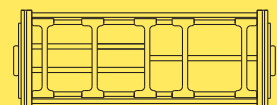
### Serie Steel

## 20LT

Bright Zinc Plated Steel chain with aluminium frame



Suitable to long travel distance. See page 240



Supplementary movable separators.

5

For further information please consult Brevetti Stendaito's Technical Office